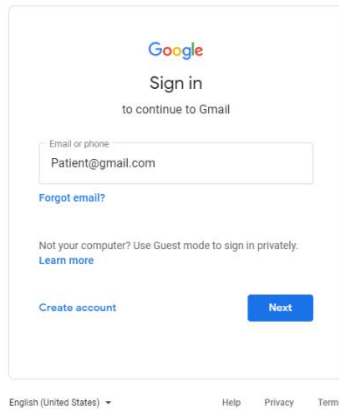




Patient Microsoft Teams Instructions for Virtual Care

How to access Beartooth Billings Clinic Virtual Care from Microsoft Teams:

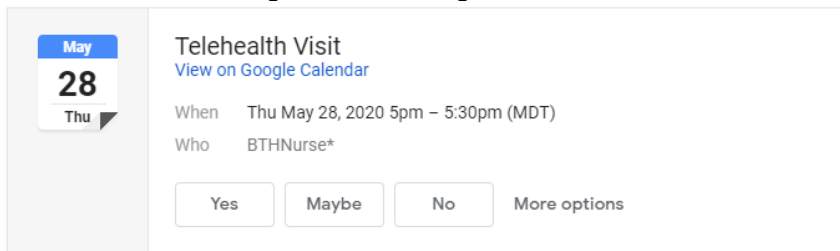
1. Log into your email from a web browser such as Google Chrome



2. You will be sent an email with the name of the meeting.



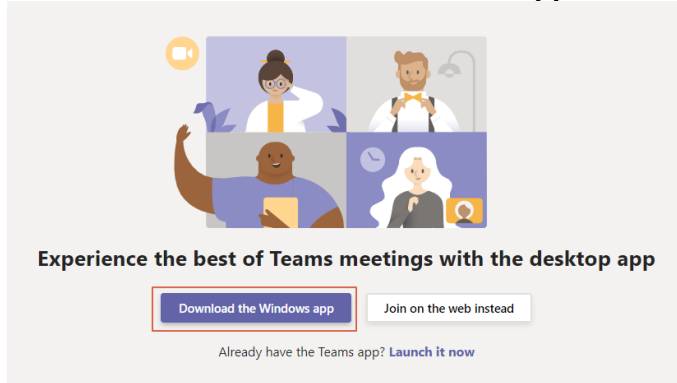
3. In the Teams Meeting email message, click **Join Microsoft Teams Meeting**.



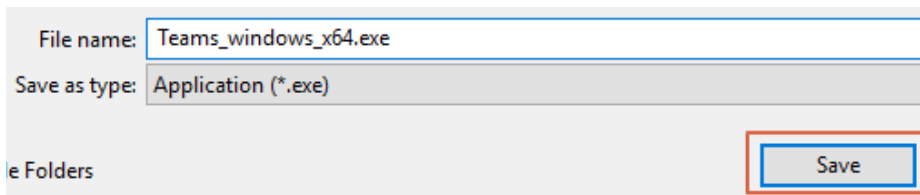
[Join Microsoft Teams Meeting](#)

+1 406-272-5813 United States, Billings (Toll)

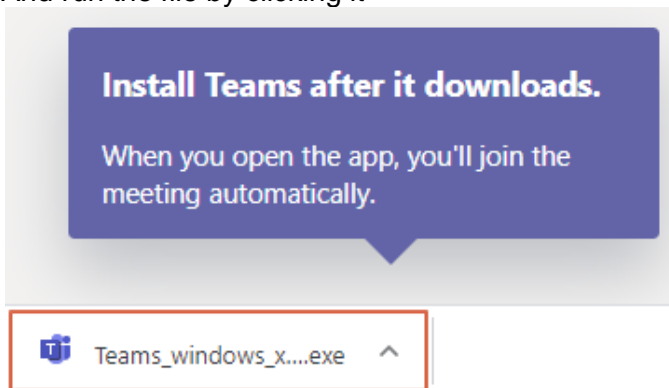
4. Then click the **Download the Windows app** button



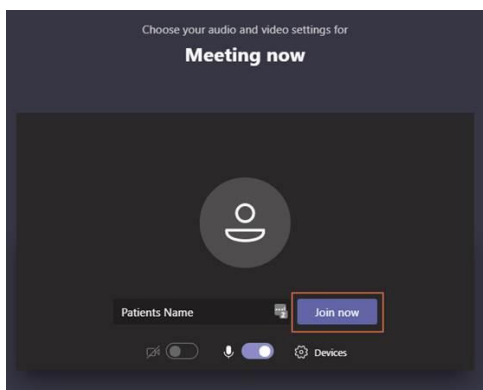
5. Download the file



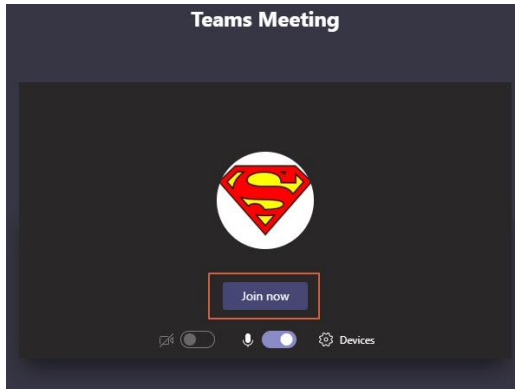
6. And run the file by clicking it



7. Enter your name and click the **Join Now** button



8. Click **Join now** in Teams Meeting



9. Make sure you click on the video camera and audio microphone buttons and adjust the volume with the speaker button. To exit the meeting, click the red disconnect button.

