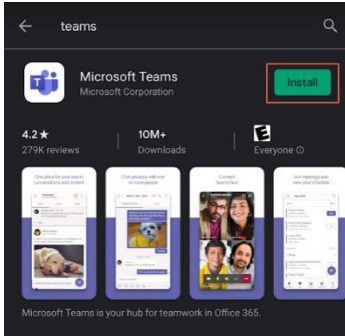




Patient **Phone** Instructions for Microsoft Teams Virtual Care

Accessing Beartooth Billings Clinic Virtual Care from an Android or iPhone.

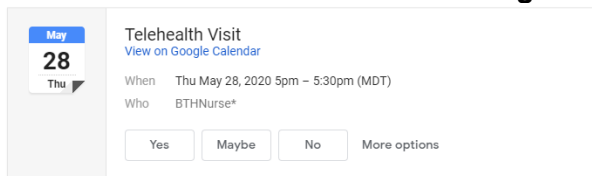
1. Go to the App Store on your phone (Apple App Store or Google Play Store) and search for Microsoft Teams. Install the app. You don't need to open the app at this time.



2. Open the email message sent to your phone from BTHNurse. The email's subject will be the title of the meeting. Click to open the email.



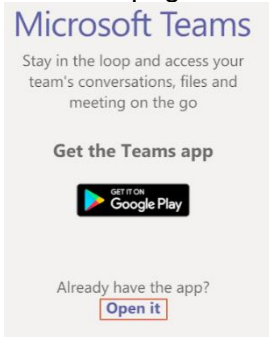
3. Click on **Join Microsoft Teams Meeting** in the email message.



[Join Microsoft Teams Meeting](#)

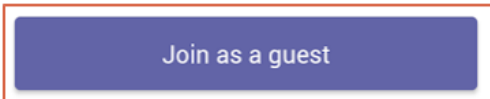
+1 406-272-5813 United States, Billings (Toll)

4. Once the page has fully loaded, click **Open it**



5. Then click the **Join as a guest** button

Meeting time!
How would you like to join?



6. Type your name and click the **Join as a guest** button

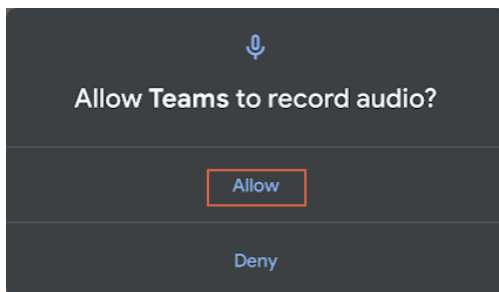


Type your name, then select Join meeting.

Patients Name

Join as a guest

7. Permission prompts for audio and video recording will all need to be allowed.



8. Make sure you click on the video camera and audio microphone buttons and adjust the volume with the speaker button. To exit the meeting, click the red disconnect button.

